

Chapter 1 – Philosophy of Coaching

PYRAMIDAL DEFINITION OF TERMS



STRATEGY

The selection of team play systems in order to impose upon the opposition, the style of play and tactics which will build on the coach's, team's strengths and neutralize those of the opponent while at the same time taking advantage of the opponent's weaknesses.

For example: when opponent's defensive players have weak puck handling skills, the strategy might be to shoot the puck in and use a 2-1-2 aggressive forechecking system.

TEAM PLAY SYSTEM

A pattern of play in which the movement of all players is integrated in a coordinated fashion in order to accomplish an offensive or defensive objective (e.g. 2-1-2 forechecking system).

TEAM TACTIC

A collective action of two or more players using technical skills and / or individual tactics in order to create an advantage or take away the advantage of an opponent (e.g. 3 vs.2).

INDIVIDUAL TACTIC

Action by one player using one or a combination of technical skills in order to create an advantage or to take away the advantage of an opponent. A tactic may be classified as offensive or defensive (e.g. 1-on-1 offensive fake and driving to the net).

TECHNICAL SKILLS

The fundamental skills that are required to play the game (e.g. skating, shooting, passing and checking).

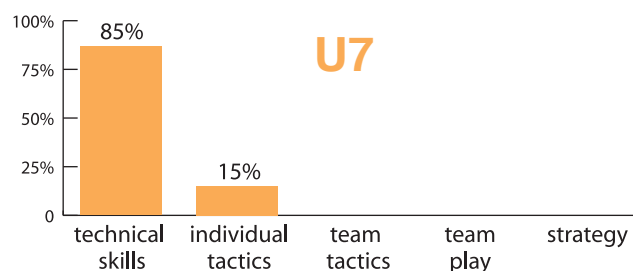
PLAYER DEVELOPMENT



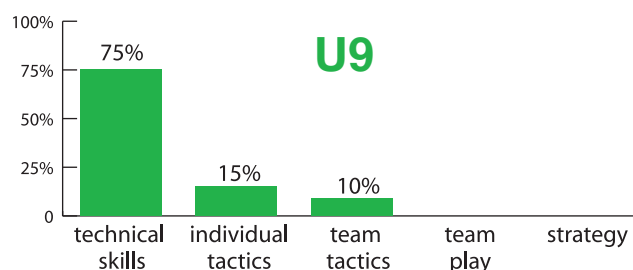
DEAR COACH:

- Hockey Canada Player Development Pyramid was created to provide the coach with a comprehensive guideline to help develop a seasonal plan. The natural progression starting at the base of the triangle emphasizes the development of fundamental skills. Fundamental skills are the foundation of each player's success.
- As the pyramid is climbed, a greater emphasis is placed on individual tactics; adding the dimension of "hockey sense" to skill development. Once a player has developed the skills of skating and puck handling then the individual tactic of puck control can be learned. The player now understands the "why" of each tactic, i.e. the read and react skills that are being developed.
- Moving up the pyramid, players perform drills that will develop team tactics and systems. The bantam and midget levels of hockey emphasize team performance practices. But even at this program level, time spent on team tactics and team play should not exceed 50-60% of the practice. The coach, through practice must continue to develop the fundamental skills and individual tactics of each player which lead into team tactics and systems of team play.
- Strategy is the peak of the pyramid. It sets the style of play that will combat the opposition. The coach determines the strategy based upon their own philosophy, the age of the players, and the skill level of the team. As players age and competitive levels increase, game strategies become more complex.
- The age and skill level of the team defines the seasonal plan. The Hockey Canada Skills Development Programs are based on progressive steps and follow the appropriate allocation of time illustrated in the pyramid.

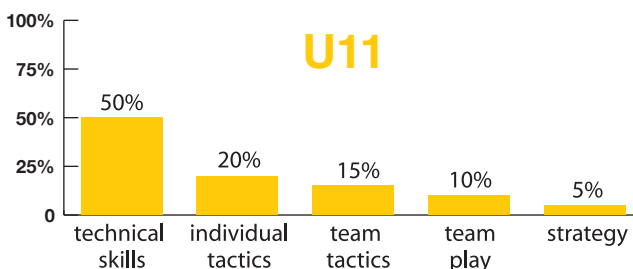
- The emphasis of Hockey Canada's U7 Program is on teaching technical skills and individual tactics. This foundation of skills will enhance a player's enjoyment of the game. The U7 Program recommends that player development be built on practicing technical skills 85% and individual tactics 15%.



- The Hockey Canada Skills Development Program for U9 hockey recommends 75% on technical skills, 15% on individual tactics, and 10% on team tactics.



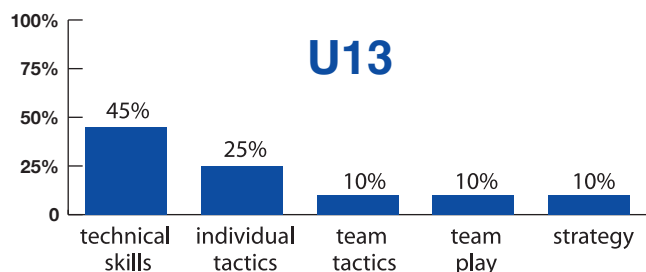
- The U11 program recommends 50% technical skills, 20% individual tactics, 15% team tactics, 10% team play, and 5% strategy.



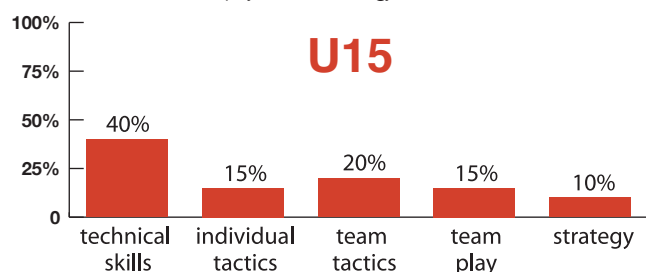
PLAYER DEVELOPMENT PYRAMID



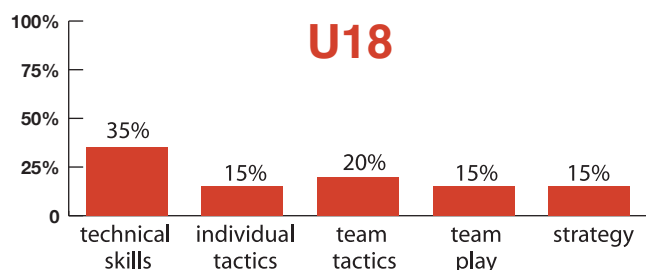
9. The U13 program recommends 45% technical skills, 25% individual tactics, 10% team tactics, 10% team play, and 10% strategy.



10. The U15 program recommends 40% technical skills, 15% individual tactics, 20% team tactics, 15% team play, and 10% strategy.



11. The U18 program recommends 35% technical skills, 15% individual tactics, 20% team tactics, 15% team play, and 15% strategy.



12. The practice drills in each seasonal plan are designed to provide the coach with a progression of drills to achieve the specific goals of each program as defined by the Player Development Pyramid.

13. Hockey Canada believes a coach must emphasize fundamental skill development during practices. It is the responsibility of each coach to teach these fundamental skills to each player.

14. The seasonal plan for each level in the Hockey Canada Skills Development Program is divided into four phases. This approach provides the coach with an opportunity to evaluate players as per expected outcomes based on the practices and games played to date. Players will develop at an unequal pace. Therefore, it is quite conceivable that individual assessments will be more beneficial. This approach will ensure that each player will receive attention and a direction for future development.

15. Based on player assessment, the coach should plan for the next phase. Practices can be adjusted to emphasize specific drills as outlined in the Hockey Canada Skills Development Program provides these guidelines for you.

16. The Hockey Canada Skills Development Program has been developed for you, the Canadian coach. Now remove the appropriate practice plan from the manual, place it into the protective see through "sleeve" that has been provided, and head off to the rink with confidence and enthusiasm.

Good luck Coach, have a great season!

Hockey Canada

LONG-TERM ATHLETE DEVELOPMENT



WHAT IS LONG-TERM ATHLETE DEVELOPMENT?

LTAD is based on the physical, mental, emotional and cognitive development of children and adolescents. Each stage in the long-term athlete development model reflects a different point in athlete development. The long-term athlete development model is representative of the different stages in the development and growth of young athletes into adulthood. The model is broken down into seven highly effective stages.

The first of the seven stages in the model is called "Active Start" where girls and boys from birth until the age of six focus their energy and time on fun daily activities. This includes basic movements and skills such as running, jumping, kicking, catching and throwing. In this stage of the model, children should also be interacting with other young children and building on their interpersonal skills which can be carried to adulthood.

The second stage of the model is called the "FUNdamentals" stage where males ages 6 to 9 and females ages 6 to 8 focus on fun and participation with a concentration on more extensive developmental skills such as agility, balance, coordination and speed as well as running, jumping, wheeling and throwing. It is also at this stage that ethics may be introduced to the sport or activity. Natural abilities may also begin to surface during this stage of participation.

The next step is the "Learning to Train" stage where males ages 9 to 12 and females 8 to 11 begin to develop their sport skills and competencies often referred to as athleticism. This stage is important for establishing development in a variety of sports before moving onto a specialization. This stage also integrates mental, cognitive, and emotional development of the athlete.

The "Training to Train" stage usually includes males ages 12 to 16 and females ages 11 to 15. The focus of this stage is on physical development or "building the engine" and on strengthening sport-specific skills. Serious athletes start to train six to nine times a week if they wish to be prepared for the next stage of the model that focuses on highly competitive athletics.

"Training to Compete" is the fifth stage and includes males ages 16 to 23 and females ages 15 to 21 who are now engaged in more physical and technical conditioning along with a more advanced mental capacity and sense of concentration. Tactical, technical and fitness training for these athletes will increase from 9 to 12 times a week.

When athletes finally arrive at the "Training to Win" stage, the focus is on performance development - "Maximizing the Engine." Physical, technical, tactical (including decision making skills), mental, and personal and lifestyle capacities are fully established. Athletes are now competing at higher levels and often performing on the international stage. These athletes are now training 9 to 15 times per week in order to achieve their specific goals as athletes.

The final stage in the LTAD model is "Active for Life." Sport serves as an important activity that promotes good mental, emotional and physical health. Adults may choose a routine that consists of 30 to 60 minutes of high to low impact fitness activities in their daily routine adulthood in order to sustain an active and healthy lifestyle. At this point in the model, adult athletes are considered physically literate and participants in healthy competitive and recreational activities.

For more information on long-term athlete development please visit the Sport Canada website at www.pch.gc.ca/sportcanada

The LATD model presented in the IP and Novice manuals are specific to the sport of hockey and its competencies and various levels of competitions.